


Welcome Back!

Briefing Slides for Release of 2024 N-Level Results



Dear students,


You have worked hard to reach this stage. Let's celebrate your efforts!



Finally, we are going to get our results!



Remember that while **everyone's educational journey is different, we can each have a fulfilling outcome!**



Resources to support you as you receive your results

Receiving your results and making decisions about your post-secondary pathways can be exciting to some, but stressful to others.

Scan this QR code for an infographic with some helpful resources to support you.



<https://go.gov.sg/nlevelstudentresource>

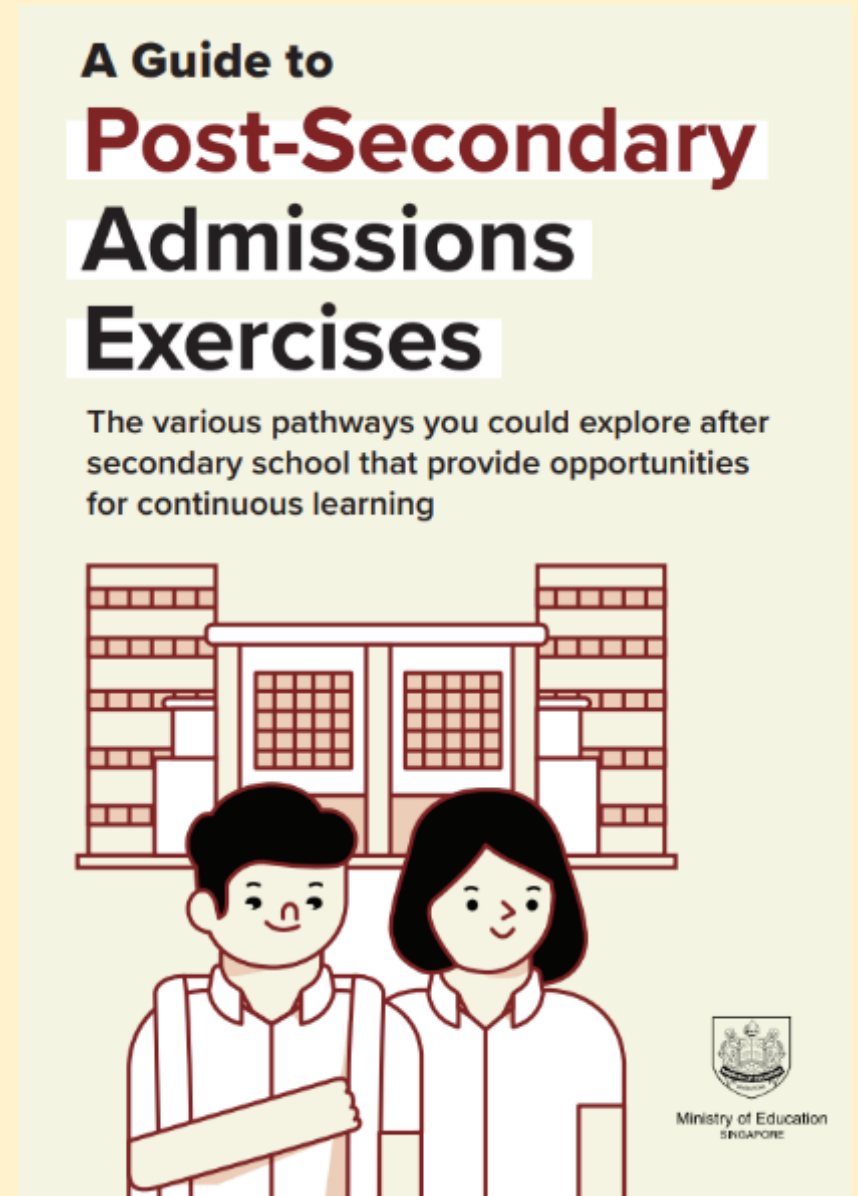


Details of Admissions Exercises

You can find the details of the various admissions exercises from the **Post-Secondary Admissions Exercises booklet** that can be downloaded from:

<https://www.moe.gov.sg/post-secondary/admissions>

- DPP
- PFP
- Joint Intake Exercise 'N' / 'E'
- NAFA Foundation Programme



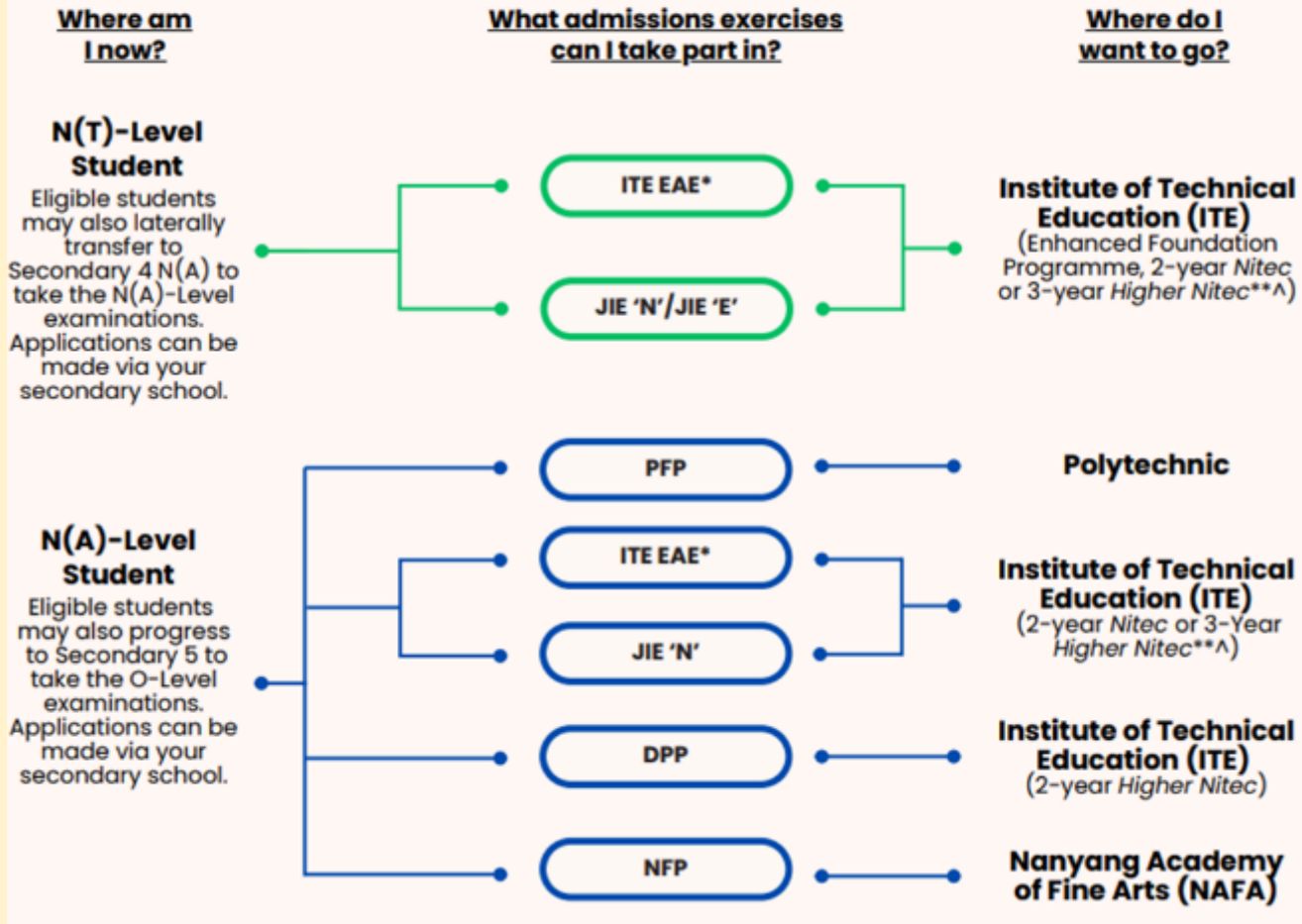
Admissions Exercises

Things to note





Post-Secondary Admissions Exercises for N-Level Students












<https://www.moe.gov.sg/post-secondary/admissions>

For more information on applying to these courses, you can visit <https://www.moe.gov.sg/post-secondary/admissions>

For the list of 3-year Higher Nitec courses, please visit <https://www.ite.edu.sg/courses/full-time-courses/nitec-and-3-year-higher-nitec>

Application Timeline

Admissions Exercises	JIE 'N'  	PFP 
	JIE 'E' 	DPP 
	NFP 	
	DPP 	
	(1st window of applications)	(2nd window of applications)
Application Period	Dec 2024	Jan 2025

 **N(T)–Level Student**
 **N(A)–Level Student**

Details of Admissions Exercises



JIE 'N'/JIE 'E' – Joint Intake Exercise

The JIE 'N' is for 2-year *Nitec* or 3-year *Higher Nitec* courses offered by ITE. The JIE 'E' is for GCE N(T) students to apply for the 3-year *Nitec* course with Enhanced *Nitec* Foundation Programme.

JIE 'N'/JIE 'E': go.gov.sg/applyjie



..... N(T)-Level Student



..... N(A)-Level Student

Key Dates for Jan 2025 Intake Exercise (For JIE 'N' & JIE 'E')

Key Activity	Period for 2-Year and 3-Year Nitec Courses, and 3-Year and 4-year Higher Nitec courses	Remarks
1st Phase (Main Phase)		
Application	16 Dec 2024 (2.30pm) to 19 Dec 2024 (5pm)	Apply through the Internet at https://www.ite.edu.sg with NRIC / FIN and Date of Birth. You may also apply using SingPass.
Release of Results	30 Dec 2024 at 9am	Check results at https://istudent.ite.edu.sg with web ID and password
Acceptance of Course Offer Period	30 Dec 2024 to 3 Jan 2025	Accept course offer at https://istudent.ite.edu.sg with web ID and password
2nd Phase (Late Application/Appeal Phase)		
Application	30 Dec 2024 to 3 Jan 2025	Apply through the Internet at https://istudent.ite.edu.sg with NRIC / FIN and Date of Birth. You may also apply using SingPass.
Release of Results	10 Jan 2025 at 9am	Check results at https://istudent.ite.edu.sg with web ID and password
Acceptance of Course Offer Period	10 Jan 2025 to 12 Jan 2025	Accept course offer at https://istudent.ite.edu.sg with web ID and password
3rd Phase (Final Top-up Phase)		
Application	1 st Top-up Phase Application - 10 Jan to 17 Jan 2025 2 nd Top-up Phase Application - 23 Jan to 7 Feb 2025	Apply through the Internet at https://istudent.ite.edu.sg with NRIC / FIN and Date of Birth. You may also apply using SingPass.
Release of Results	1 st Top-up Phase - 14 Jan to 23 Jan 2025 2 nd Top-up Phase - 23 Jan to 13 Feb 2025	Check results at https://istudent.ite.edu.sg with web ID and password
Acceptance of Course Offer Period	1 st Top-up Phase - 14 Jan to 23 Jan 2025 2 nd Top-up Phase - 23 Jan to 13 Feb 2025	Accept course offer at https://istudent.ite.edu.sg with web ID and password

Jan 2025 Intake Term Commencement Date: **13 Jan 2025**

Details of Admissions Exercises



PFP – Polytechnic Foundation Programme

PFP is a one-year programme that offers a practice-oriented curriculum taught by polytechnic lecturers to better prepare polytechnic-bound Secondary 4 N(A) students for entry into selected polytechnic diploma courses. PFP students are given provisional places in diploma programmes, subject to them passing all modules in the one-year programme.

PFP: go.gov.sg/pfp



DPP – Direct-Entry-Scheme to Polytechnic Programme

DPP allows Secondary 4N(A) students to be admitted directly into selected 2-year *Higher Nitec* programmes at ITE without having to sit for the O-Level examinations or undergo a *Nitec* programme. DPP students who successfully complete their *Higher Nitec* courses at ITE and attain the required qualifying Grade Point Average (GPA) scores are guaranteed a place in a polytechnic diploma course mapped to their *Higher Nitec* course.

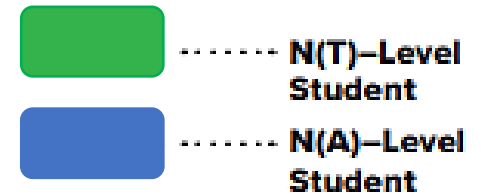
DPP: go.gov.sg/applydpp



NFP – NAFA Foundation Programme

NFP is a one-year practice-based programme that prepares N(A) Level holders to pursue a diploma in the creative arts. NFP students who successfully complete the programme will be offered a place in their chosen diploma course at NAFA.

NFP: go.gov.sg/applynafafp



Key Dates for DPP Application (For JIE 'H')

Key Activity	Period for 2-year Higher Nitec courses	Remarks
<u>1st Phase (Main Phase)</u>		
Application	16 Dec 2024 (2.30pm) to 19 Dec 2024 (5pm)	Apply through the Internet at https://www.ite.edu.sg with NRIC / FIN and Date of Birth. You may also apply using SingPass.
Release of Results	20 Dec 2024 at 2pm	Check results at https://istudent.ite.edu.sg with web ID and password
Acceptance of Course Offer Period	20 Dec 2024 to 26 Dec 2024	Accept course offer at https://istudent.ite.edu.sg with web ID and password
<u>2nd Phase (Late Application/Appeal Phase)</u>		
Application	20 Dec 2024 to 26 Dec 2024	Apply through the Internet at https://istudent.ite.edu.sg with NRIC / FIN and Date of Birth. You may also apply using SingPass.
Release of Results	30 Dec 2024	Check results at https://istudent.ite.edu.sg with web ID and password
Acceptance of Course Offer Period	30 Dec 2024 to 3 Jan 2025	Accept course offer at https://istudent.ite.edu.sg with web ID and password
Jan 2025 Intake Term Commencement Date: <u>13 Jan 2025</u>		

JUST-IN-TIME INFORMATION ON JIE APPLICATION (JAN 2025 INTAKE)

Information For Students on Key Dates for Jan 2025 intake

1. All N(A)* /N(T) school leavers are encouraged to submit an application during the **1st Phase (Main Phase)** between **16 Dec 2024 (2.30pm) to 19 Dec 2024 (5pm)**. Application results for the 1st Phase will be released on **30 Dec 2024 at 9am**.
2. If you wish to appeal, please accept the course offered **before** applying in the **2nd Phase (Late Application/Appeal Phase)** between **30 Dec 2024 to 3 Jan 2025**. The application results for the 2nd Phase will be known on **10 Jan 2025 at 9am**.
3. Unsuccessful applicants can appeal under the **3rd Phase (Final Top-up Phase)** between **10 Jan to 17 Jan 2025 and 23 Jan to 7 Feb 2025** for courses with vacancies. The application results for the 3rd Phase will be known between **14 Jan to 23 Jan 2025** and **23 Jan to 13 Feb 2025**.

*N(A) students progressing to ITE

For further enquiries, N-Level school leavers can contact
ITE Hotline: 1800-2222-111

Key Pointers for Students on ITE's Joint Intake Exercise (JIE)

ALL students in N(T) and N(A) students (who are not progressing to 5N(A) or repeating 4N(A)) are eligible for JIE.
Those who were unsuccessful in EAE are also eligible for JIE.

Participation in JIE Main Phase is key to securing a place in ITE!

Use all 12 JIE choices wisely, as competition for 3-year Higher Nitec courses is keen!

Do consult your teachers / ECG counsellors to help you make your choices!

Do use the Last Aggregate Score (LAS) published in ITE's admission portal to help you make your course choices.

If you have received an additional letter, then you are eligible for the Enhanced Foundation Programme (EFP).

If you are eligible for EFP, make sure you apply for both the EFP and the 2-year Nitec/3-year Higher Nitec!

The EFP helps to build the necessary literacy and numeracy foundations that will enable you to successfully complete your course!

If you are counter-offered a course, accept it first before appealing for another course you may be more interested in!

STEP-BY-STEP INFORMATION FOR JIE APPLICATION

Online Application for


2-Year Nitec and 3-Year Higher Nitec Courses


3-Year Nitec/4-year Higher Nitec Course with EFP

(for N(T) students with 0, 1 "N" pass)

1. Go to <https://www.ite.edu.sg>.

2. Click  icon.

3. Under JIE 'N', click  icon to link to the application website

Under JIE 'E', click  icon to link to the application website

4. At the application website:

- a) Enter NRIC / FIN and Date of Birth to start application. You may also apply using SingPass.
- b) Upon completion of application, applicants will receive their **web ID** and password.

STEP-BY-STEP INFORMATION FOR JIE APPLICATION

Checking of Posting Results/Accept Course Offer

2-Year Nitec and 3-Year Higher
Nitec Courses

3-Year Nitec/4-year Higher Nitec
Course with EFP
(for N(T) students with 0, 1 "N" pass)

1. Go to <https://istudent.ite.edu.sg>.
2. Enter **web ID** and password.
3. Click '**Self-Service**' followed by '**Student Admission**' followed by '**View Application Results**' to view the application results and to accept course offer.

The above steps applies to all phases (refer to Slide 11 for dates).
For more details, please refer to ITE website.

RESOURCES FOR STUDENTS

Additional Information For Students

Should you require further advice or assistance in your applications or future plans, please contact your teachers and/or ECG Counsellor.

For further inquiries, you may refer to the following hotlines and links for more information and advice on further education:

Institute of Technical Education (ITE)	
ITE Hotline (for ITE admissions and courses)	1800 2222 111 training@ite.edu.sg
ECG Centre @ MOE	
e-Appointment link	https://go.gov.sg/moe-ecg-centre


Appeal for Review of Results

- All appeals by candidates together with the payment of appeal fees must be submitted through the school.
Individual Appeal Fees: \$114.45 per subject
- No report on the candidate's performance will be provided.
- Closing date for submission of appeals is **Thursday, 19 December 2024**. Applications, including appeal fee, submitted after the closing date will not be considered. Inform your FTs if you would like to appeal for review of your results.
- The outcome of the appeals will be released to schools via email by **Friday, 31 January 2025**.

RESOURCES FOR STUDENTS

Additional Information For Students

The information listed in the table below will help you to make an informed decision on which choice of courses you could consider applying at ITE.

S/N	Information	Attachment/Link
1	ITE Factsheet 2024	 2024 JIEN Factsheet
2	ITE Course Booklet 2025	https://www.ite.edu.sg/courses/full-time-courses/download-ite-course-booklet
3	Information on Progression Opportunities (From <i>Nitec</i> Courses to <i>Higher Nitec</i> and Technical diplomas)	https://www.ite.edu.sg/admissions/full-time-courses/nitec-and-3-year-higher-nitec/progression-opportunities
4	Information on Progression Opportunities (from <i>Higher Nitec</i> courses to diploma courses)	https://www.ite.edu.sg/admissions/full-time-courses/higher-nitec/academic-progression

For Students Considering Private Education



The 3Rs when deciding on Private Education

Reasons

- Why are you furthering your studies?
- What are the job prospects for your preferred course?

Readiness

- How ready are you to further your studies?
- Can you cope with the academic rigour and assignment deadlines?
- Can you fund your studies?

Risks

- Do you know the possible drawbacks?
 - Your expected returns may not exceed the investments you put into your private education.
 - Private schools may make exaggerated claims.
 - Private schools may close due to various reasons.
 - You may not get a full refund if you withdraw from your course.



8 Things You Should Know Before You Enrol in A Private School



School Registration

Ensure the school is registered with SkillsFuture Singapore (SSG). Review the school's registration period, expiry date and its overall registration track record.



Partner Institution

Research on the partner institution conferring the diploma or degree, and whether the qualification is recognised by the industry.

EduTrust Certification Scheme

Is the school EduTrust-certified*? Under the scheme, private schools are assessed for their performance in areas such as school management and provision of student support services.



**Schools are required to obtain EduTrust certification in order to offer external degree programmes*

School Premises

Head down to the campus ground to check the facilities and support services. Observe the study environment too.



Fee Protection



Ask if there is any course fee protection so that you will be able to recover unconsumed course fees should the school close down.

Beyond Course fees



Find out about the course syllabus and materials, graduation rates and employment prospects. Approach the alumni to find out what they think of the school.

Teachers

Check if the teachers are qualified to teach the course.



Internship

If industry attachment is included, find out which organisation you will be attached to, the period of attachment and the alternative arrangement should the attachment become unavailable. Verify the information with the organisation as well.



Thinking about Your Next Step?

Consider these questions...

Where do I want to go?

Who am I?

How Do I Get There?



In the infographic, you can find resources which can help you make informed decisions.

PLANNING YOUR NEXT STEP

These resources will help you chart your path ahead:



• What's Next Brochure

<https://go.gov.sg/whats-next-nlevel>



• Contact the ECG Centre @ MOE

<https://go.gov.sg/moe-ecg-centre>



• MySkillsFuture Student Portal

<https://go.gov.sg/MySFSec>







• Chat with your school's ECG Counsellor

Resources to help you make informed decisions



PLANNING YOUR NEXT STEP

These resources will help you chart your path ahead:

-  • **What's Next Brochure**
<https://go.gov.sg/whats-next-nlevel>
-  • **Contact the ECG Centre @ MOE**
<https://go.gov.sg/moe-ecg-centre>
-  • **MySkillsFuture Student Portal**
<https://go.gov.sg/MySFSec>
-  • **Chat with your school's ECG Counsellor**



MySkillsFuture Student Portal

Use the information and tools to explore various education and career pathways and take charge of your future.

Resources to help you make informed decisions

Post-Secondary Education

Learn more about the admissions exercises and programmes



<https://www.moe.gov.sg/post-secondary/admissions>

Learn more about the post-secondary education institutions



<https://moe.gov.sg/post-secondary/overview>

About Discover On My Way (D:OMW)

Discover your education and career interests and chart your personal and professional future with **Discover On My Way!** Explore different careers, connect with industry professionals and peers, and get firsthand exposure at various job roles. Let's get you on your way to discovering!

[Join Programmes!](#)

We know – deciding on which course to take and what career to pursue isn't easy... Through programmes organised by NYC and our partners, you'll be able to meet professionals from various industries and youth on the same journey as you.



Outward Bound Job Taster



Esports Events Management Job Taster



Career conversation and discovery



Concerned about your next steps?

Stop

- Calm yourself down. Take a few deep breaths.

Think

- Think through the different options that are available for you.
- Remember that the N-Level is not the end point and is only one part of your life journey.

Do

- Have conversations with trusted adults who know you well to advise and guide you (parents, teachers, ECG Counsellor).
- Decide and act based on your options.

When you receive your results, you may experience a range of emotions.

Managing these emotions well will allow you to stay calm and make rational decisions.


ECG Counsellor

- **Today**

Mr David Heng Yit Chan
Senior Education & Career Consultant

- **Other days**


Mr Daniel Lum
Education & Career Guidance Counsellor
Email: Daniel_Lum_Li_Ann@schools.gov.sg



OR visit <https://go.gov.sg/smb-ecg> & book

Reaching out for support is a sign of strength

If you have questions about your options or are not coping well, you can reach out to trusted adults such as a parent/guardian, teacher, School Counsellor or ECG Counsellor. You can also talk to a trusted friend.



Who can we go to for ECG advice?

Make an appointment to speak with your ECG Counsellor in school

OR

Make an ECG counselling appointment via the ECG Centre @ MOE

<https://go.gov.sg/moe-ecg-centre>



Having difficult emotions during a stressful and uncertain period is normal. Keep a look out for some of these signs:

Keep a lookout for some of these signs in your peers or in yourself

How can we support one another?



D

Deliberately avoiding others

I

Increased irritability, restlessness, agitation, stress and anxiety

S

Sending or posting moody messages on social media

T

Talking about death or dying

R

Reacting differently or gradually losing interest in things they used to like

E

Eating more than usual or having a much reduced appetite

S

Sleep pattern changes with difficulty falling asleep or oversleeping

S

Slowing down of energy levels

If you notice any of these signs in yourself or your friends, **have a chat with your School Counsellor or teacher,**

Or contact SOS 24-hour hotline at **1767** or SOS 24-hour CareText Whatsapp at **91511767**
For cyber wellness related matters, call Help123 at **1800-612-3123*** or email **hello@help123.sg**

**available only from Mon to Fri (excluding Public Holidays), from 9am - 6pm.*

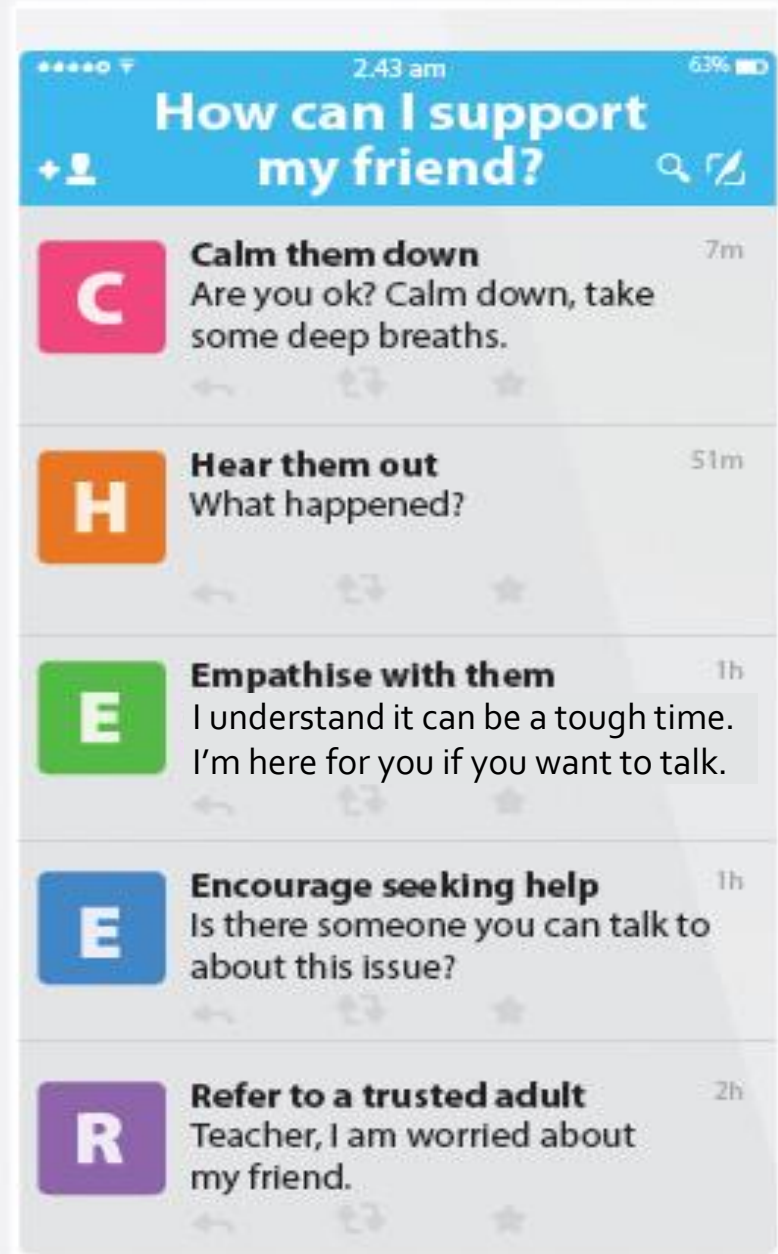


Supporting Your Friend

- We may each experience different emotions upon receiving the results.
- You can share your friends' joy by congratulating them.
- If your friends appear to be disappointed with their results, encourage them.
- Alert a teacher if you are worried for them.



Keep a lookout for your friends in distress. You can support them in the following ways:



Support is readily available for you.

There are other hotlines and chats available if you are more comfortable seeking help using these platforms. These can also be found in the infographic which you accessed earlier.



SOS provides round-the-clock emotional support for those in distress, thinking of suicide or affected by suicide.

Call: **1767**
(24-hour helpline)

Whatsapp: **9151 1767**
(24-hour Care Text)

TOUCHline is a helpline to provide youths with emotional support and practical advice.

Call: **1800-377 2252**

*Monday- Friday (Excluding Public Holidays):
9am – 6pm*

Community Health Assessment Team

(CHAT) provides personalised and confidential mental health checks and consultation for youths. To speak with a youth support worker, you can:

Visit: **CHAT Hub at *Scape, 2 Orchard Link, #04-01A**


Call: **6493 6500/ 6501**

Email: **CHAT@mentalhealth.sg**

Carey is an online platform by Care Corner that provides free mental health check-ins with mental health professionals. Find out more at:
<https://carey.carecorner.org.sg/>

mindline.sg is an online platform that provides tools, tips and resources to help you manage your health and well-being. Find out more at:

www.mindline.sg



eC2 is an e-Counselling Centre where you can talk to a trained counsellor about the issues you are facing, right where you are.

Chat with a counsellor at:

www.ec2.sg

*Monday – Friday (Excluding Public Holidays):
10am – 12pm & 2pm – 5pm*



**The N-Level
examination is not
the end point.**

**It is part of your
education journey.**